

Welcome
&
Welcome back

To Anyone Entering/Returning to Japan

Regulations on Mandatory 14-Day Isolation

14 day period
after entry

During your stay

- Isolate yourself at your accommodation (registered location of isolation) or home, and do NOT come into physical contact with others.
- Report your location and health condition daily as pledged.
- Practice precaution against infection: Use mask, sanitize hands/fingers, avoid the "3Cs" (closed space, crowd, close contact).

- * During your isolation, Health Monitoring Center for Overseas Entrants (HCO) will conduct follow up.
- * If you develop any health issue, contact the local Public Health Office.
- * To comply with the infection control and regulations, you MUST set up and use the app below.

Daily (for 14 Days) · Your Actions

1. Reporting Your Location with *Overseas Entrants Locator* (OEL) App

1) Log In (Registration for the use of app)

After installation, set up the app for the first use by referring to the email with usage guide which will be sent to you by the next day after your entry to Japan.



2) Check In (Reporting the Location of Isolation)

Check in the app upon arriving at the location of isolation for the 14 day period.



3) "I'm Here!" button (Response to Location Inquiry)


You will receive a notice to confirm your location multiple times daily

→ Tap on the "I'm Here!" button to report/confirm your location.

2. Reporting Your Health Condition

(email/website)


You will receive email to check on your health condition once a day
→ Follow the prompt in the email and report your health condition from the URL link



Warning: If you fail to confirm your location, inspection will be initiated and your name may be subjected to public disclosure.

At Any Given Time · By Health Monitoring Center for Overseas Entrants (HCO)

3. Confirming Your Location by Video Call App (MySOS, etc.)



1) Log In (Registration)

Install the app from a designated QR code link and set up for the initial use.

Warning: You MUST answer incoming HCO communications

2) Answering Video Calls

Answer incoming video calls from HCO to verify your stay at the registered location of isolation.

Miscellaneous

4. Settings for saving location records in smartphone

Settings to present saved location information to health centers when you become positive.



5. Use of COCOA/Covid Contact Confirming App

Application that you can be notified about the possibility of contact with a positive person.



(For more information)
**Health Monitoring
Center for Overseas
Entrants (HCO)** ⇨







www.hco.mhlw.go.jp

Each apps can be installed from the QR code below.

* If you do not have the required apps installed and set up in advance, your airport waiting time may be longer than others'.

At the time of entry, we will check your smartphone at the airport quarantine. If you do not have a smartphone or have a smartphone which you cannot install the app, you will be required to rent a smartphone at the airport at your own expense when you enter Japan.

<p>① OEL (a location information confirming app)</p>	<p>In response to an inquiry by HCO, this app will report your current location.</p>	<p>Play Store/App Store</p> 
<p>② MySOS (video call app)</p>	<p>Persons in charge from HCO will contact you via video call to confirm your location.</p>	<p>【Exclusive use QR code】</p> <p>https://mysosp.page.link/sfY2kRrviv4t4eFy7</p>  <p>※ Install by from above URL or QR code</p>
<p>③ Location Information apps (Setting Google Maps on smartphone)</p>	<p>Settings to present saved location information to health centers when you become positive.</p>	<p>Playstore (for Android)</p> <p>※ usually already installed</p>  <p>※ For iPhone, don't need to install the app.</p>
<p>④ COCOA (COVID 19 Contact Confirming Application)</p>	<p>Application that you can be notified about the possibility of contact with a positive person.</p>	<p>Play Store/App Store</p> 

Required operating system versions;

iPhone : iOS 13.5 or later, Android : Android 6.0 or later

※ Updating your device may take a few hours. Please check the OS version information of your device before arriving in Japan.

For information on how to install and set up the apps, please see this link. <https://www.mhlw.go.jp/content/000753114.pdf>

